



Remote File Access

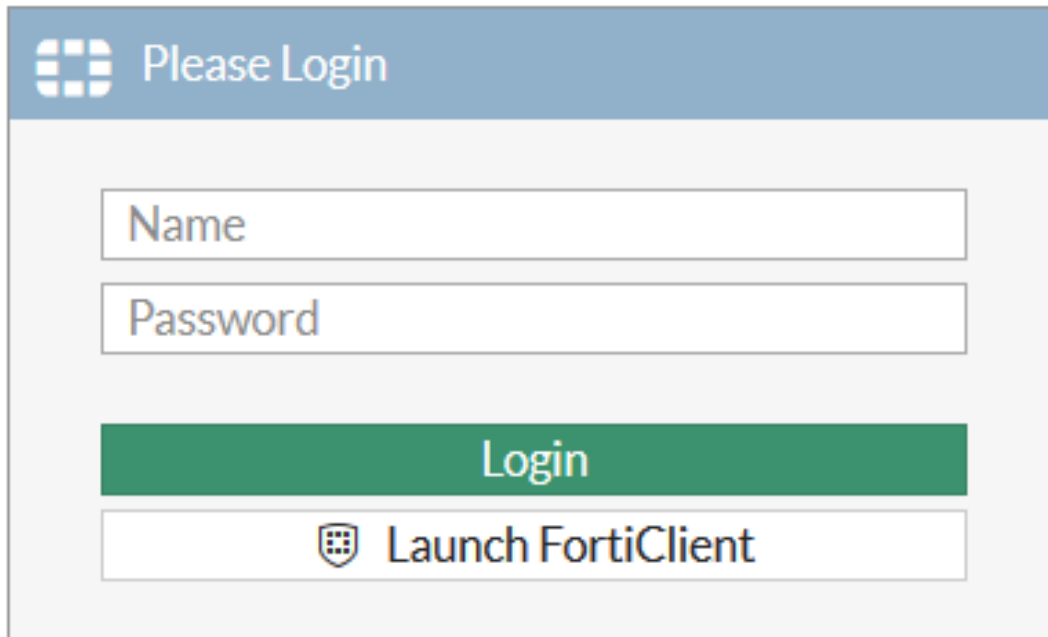
This tutorial will show you how to access the VPN and get to your drives while off Thomas More's campus.

Contents

Open a browser and go to: https://vpn.thomasmore.edu and login using your TMU username and password	2
Under the File Servers heading you will see two links.	3
"G: DRIVE USER FOLDERS" will take you to your personal drive or G: drive. "L: DRIVE ADMGROUP FOLDERS" will take you to the department drive or L: drive.	3
When you click on your G: or L: Drive please make sure you follow the NEW instructions.	4
You must enter your username in the format TMCAD\username	4
After logging in again, you have the following tools available:	5

If you need any assistance please contact the IT Helpdesk in one of the following ways.
Browse to www.helpdesk.thomasmore.edu, call 859-344-3646, email helpdeskticket@thomasmore.edu, or stop by the Computer Center on the lower level of the administration building.

Open a browser and go to: <https://vpn.thomasmore.edu> and login using your TMU username and password




Please Login

Name

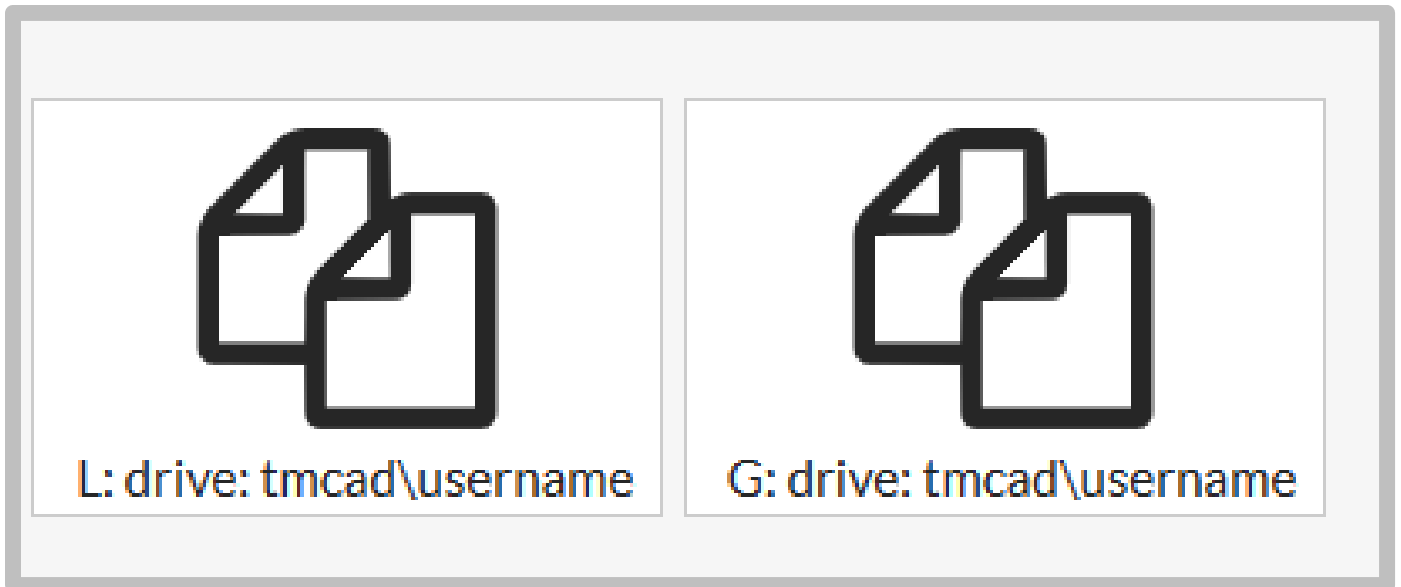
Password

Login

 Launch FortiClient

If you need any assistance please contact the IT Helpdesk in one of the following ways.
Browse to www.helpdesk.thomasmore.edu, call 859-344-3646, email helpdeskticket@thomasmore.edu, or stop by the Computer Center on the lower level of the administration building.

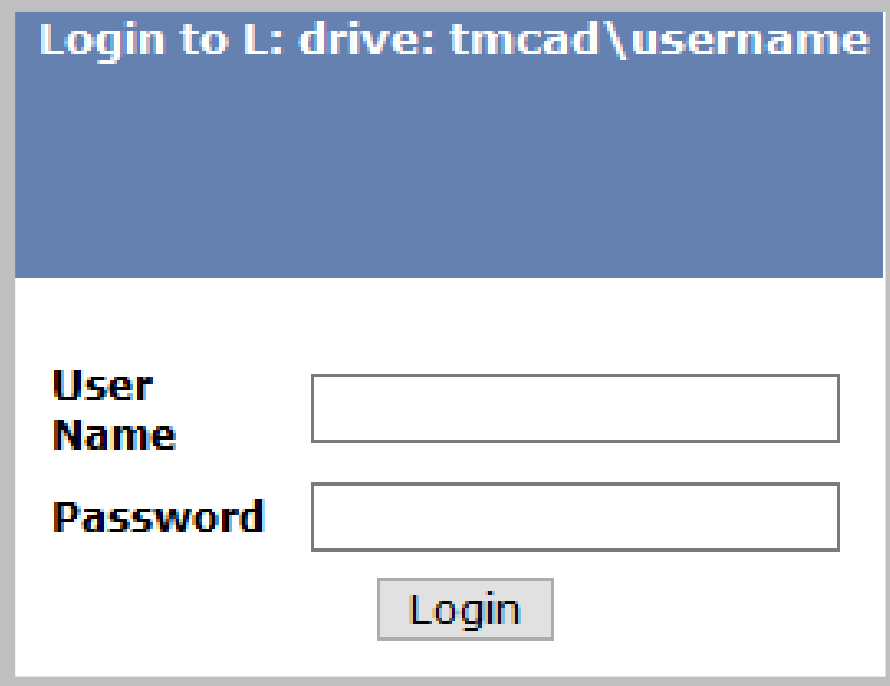
Under the File Servers heading you will see two links.



“G: DRIVE USER FOLDERS” will take you to your personal drive or G: drive. “L: DRIVE ADMGROUP FOLDERS” will take you to the department drive or L: drive.

If you need any assistance please contact the IT Helpdesk in one of the following ways. Browse to www.helpdesk.thomasmore.edu, call 859-344-3646, email helpdeskticket@thomasmore.edu, or stop by the Computer Center on the lower level of the administration building.

When you click on your G: or L: Drive please make sure you follow the NEW instructions.

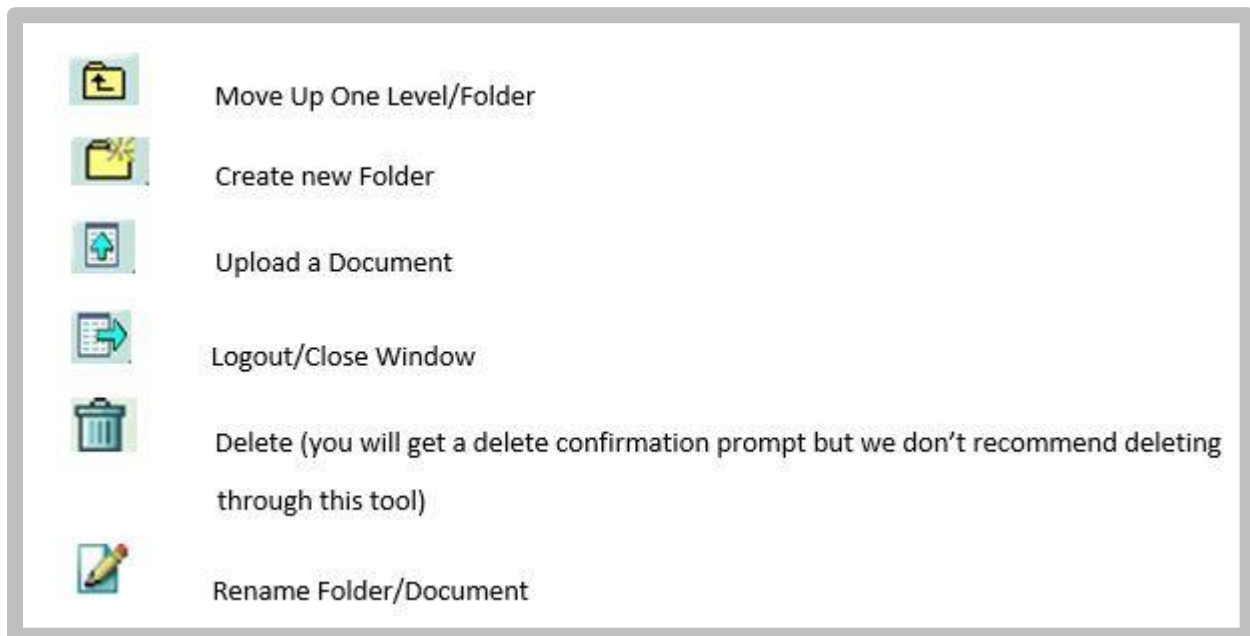


The image shows a login dialog box with a blue header bar containing the text "Login to L: drive: tmcad\username". Below the header, there are two input fields: "User Name" and "Password". A "Login" button is positioned below the "Password" field.

You must enter your username in the format [TMCAD\username](#)

If you need any assistance please contact the IT Helpdesk in one of the following ways.
Browse to www.helpdesk.thomasmore.edu, call 859-344-3646, email helpdeskticket@thomasmore.edu, or stop by the Computer Center on the lower level of the administration building.

After logging in again, you have the following tools available:



If you need any assistance please contact the IT Helpdesk in one of the following ways.

Browse to www.helpdesk.thomasmore.edu, call 859-344-3646, email helpdeskticket@thomasmore.edu, or stop by the Computer Center on the lower level of the administration building.
