



# How to Download the Outlook App for IOS

This tutorial will show you how to download the Outlook App on IOS devices

## Contents

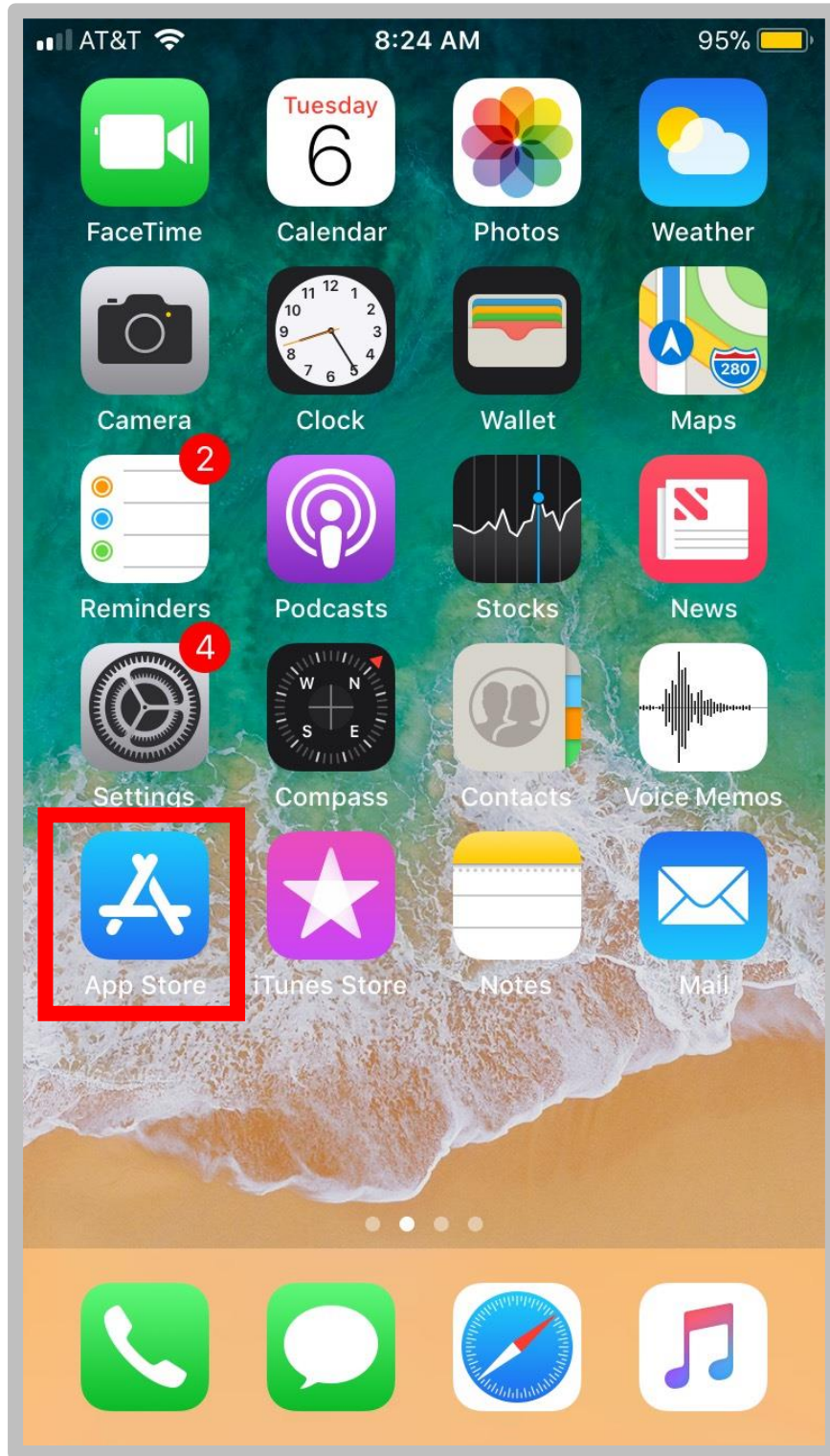
<b>Locate the App Store and Download the Outlook App</b> .....	2
<b>Open the App once you have installed it</b> .....	3
<b>Type in your Email and select “Add Account”</b> .....	4
<b>If Multifactor Authentication is enabled, select “Open Authenticator”</b> .....	5
<b>Select “Maybe Later”</b> .....	6
<b>You have successfully logged into the Outlook App with your Thomas More Email</b> .....	7

---

If you need any assistance please contact the IT Helpdesk in one of the following ways.  
Browse to [www.helpdesk.thomasmore.edu](http://www.helpdesk.thomasmore.edu), call 859-344-3646, email [helpdeskticket@thomasmore.edu](mailto:helpdeskticket@thomasmore.edu), or stop by the  
Computer Center on the lower level of the administration building.

---

# Locate the App Store and Download the Outlook App



---

If you need any assistance please contact the IT Helpdesk in one of the following ways. Browse to [www.helpdesk.thomasmore.edu](http://www.helpdesk.thomasmore.edu), call 859-344-3646, email [helpdeskticket@thomasmore.edu](mailto:helpdeskticket@thomasmore.edu), or stop by the Computer Center on the lower level of the administration building.

---

## Open the App once you have installed it

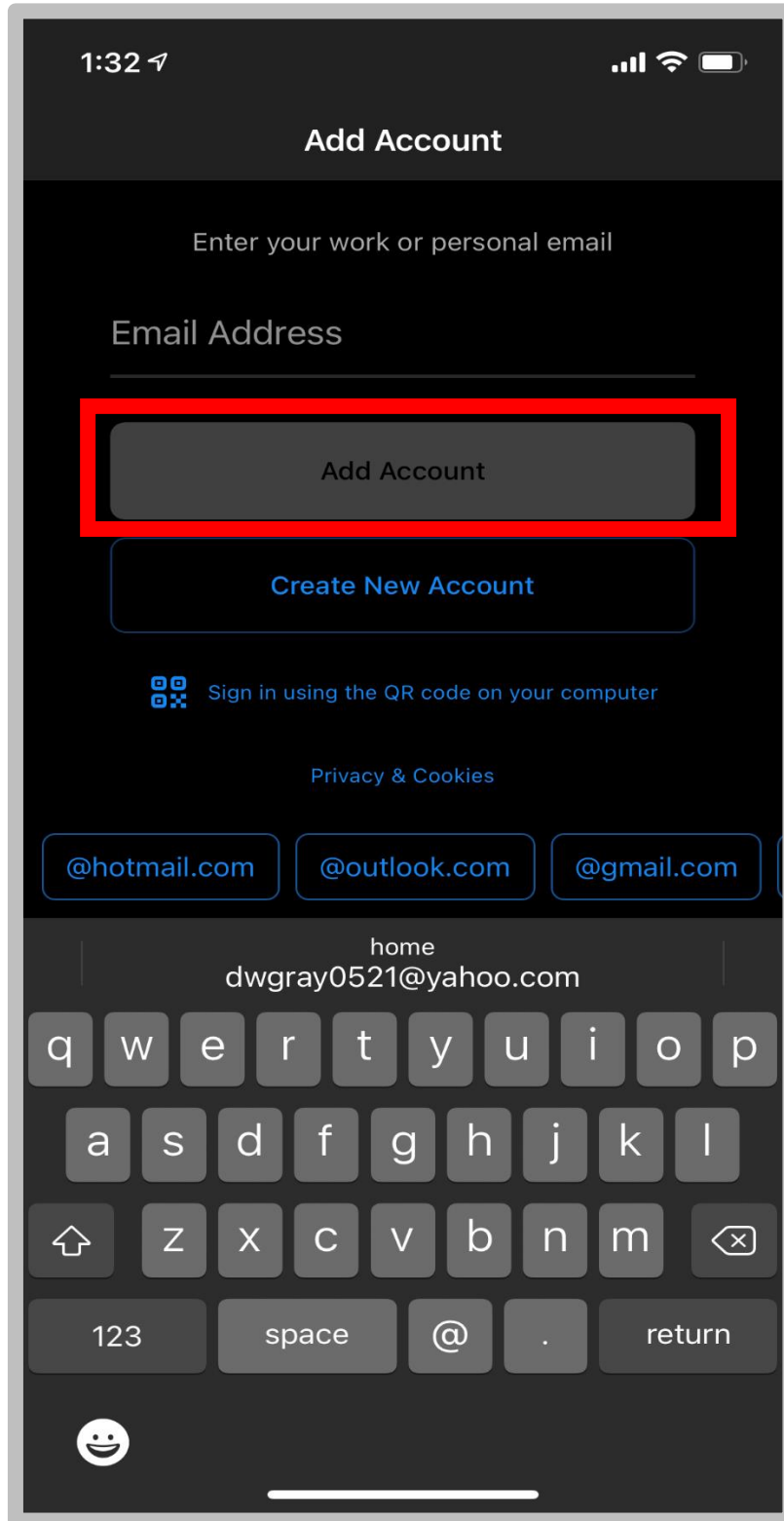


---

If you need any assistance please contact the IT Helpdesk in one of the following ways.  
Browse to [www.helpdesk.thomasmore.edu](http://www.helpdesk.thomasmore.edu), call 859-344-3646, email [helpdeskticket@thomasmore.edu](mailto:helpdeskticket@thomasmore.edu), or stop by the Computer Center on the lower level of the administration building.

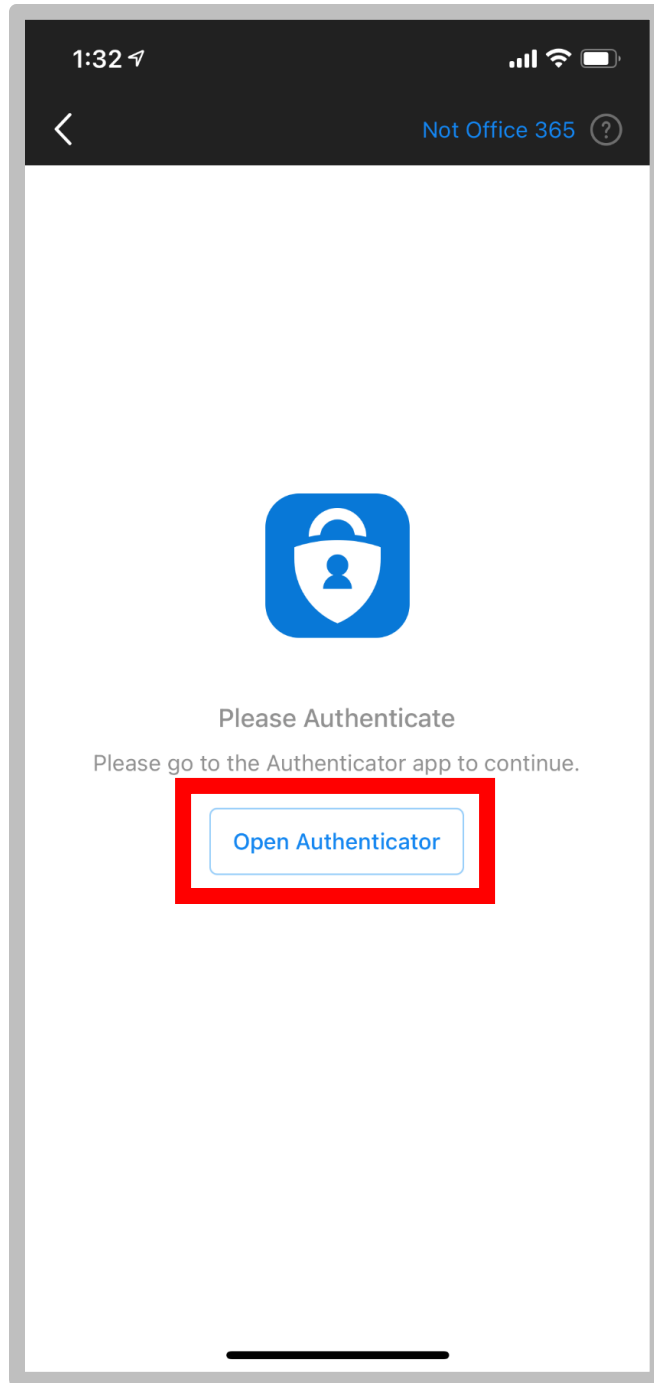
---

# Type in your Email and select “Add Account”



If you need any assistance please contact the IT Helpdesk in one of the following ways. Browse to [www.helpdesk.thomasmore.edu](http://www.helpdesk.thomasmore.edu), call 859-344-3646, email [helpdeskticket@thomasmore.edu](mailto:helpdeskticket@thomasmore.edu), or stop by the Computer Center on the lower level of the administration building.

# If Multifactor Authentication is enabled, select “Open Authenticator”

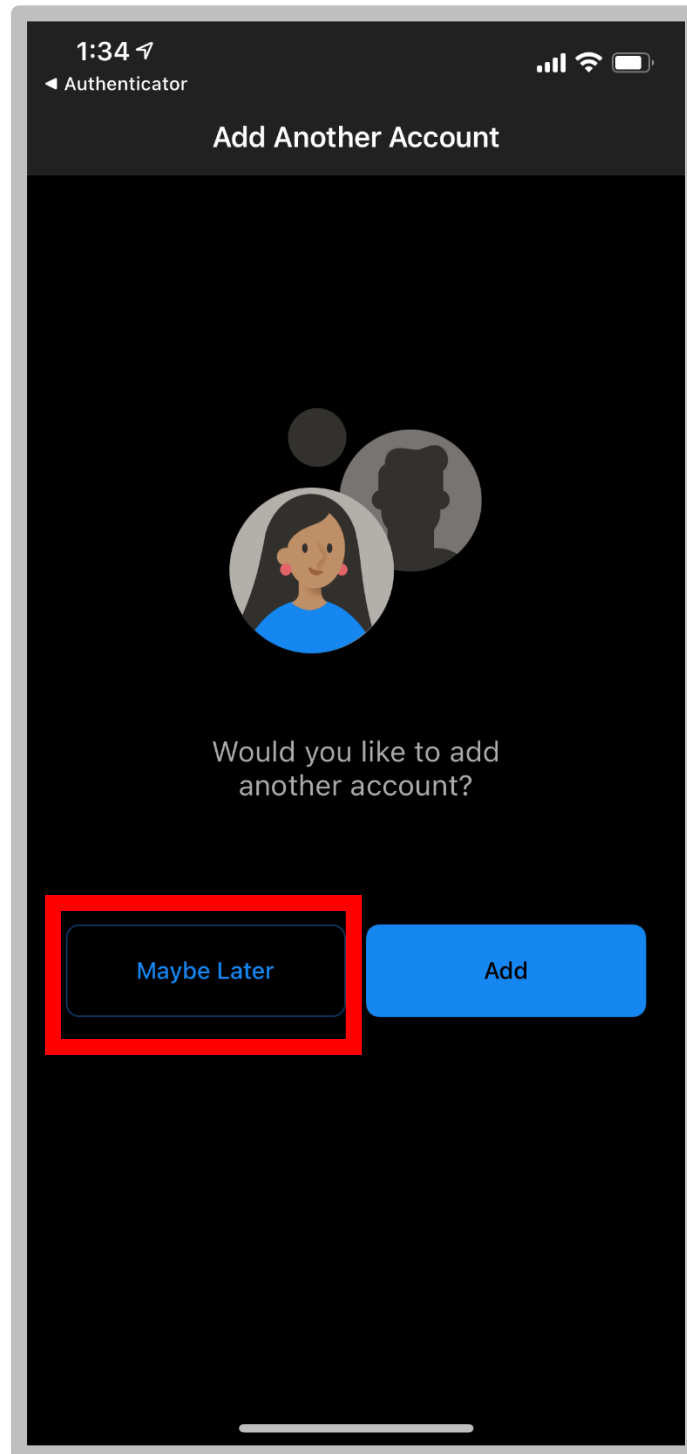


---

If you need any assistance please contact the IT Helpdesk in one of the following ways. Browse to [www.helpdesk.thomasmore.edu](http://www.helpdesk.thomasmore.edu), call 859-344-3646, email [helpdeskticket@thomasmore.edu](mailto:helpdeskticket@thomasmore.edu), or stop by the Computer Center on the lower level of the administration building.

---

# Select “Maybe Later”




---

If you need any assistance please contact the IT Helpdesk in one of the following ways. Browse to [www.helpdesk.thomasmore.edu](http://www.helpdesk.thomasmore.edu), call 859-344-3646, email [helpdeskticket@thomasmore.edu](mailto:helpdeskticket@thomasmore.edu), or stop by the Computer Center on the lower level of the administration building.

---

# You have successfully logged into the Outlook App with your Thomas More Email



---

If you need any assistance please contact the IT Helpdesk in one of the following ways. Browse to [www.helpdesk.thomasmore.edu](http://www.helpdesk.thomasmore.edu), call 859-344-3646, email [helpdeskticket@thomasmore.edu](mailto:helpdeskticket@thomasmore.edu), or stop by the Computer Center on the lower level of the administration building.

---